

DECKPLANS & CABINS

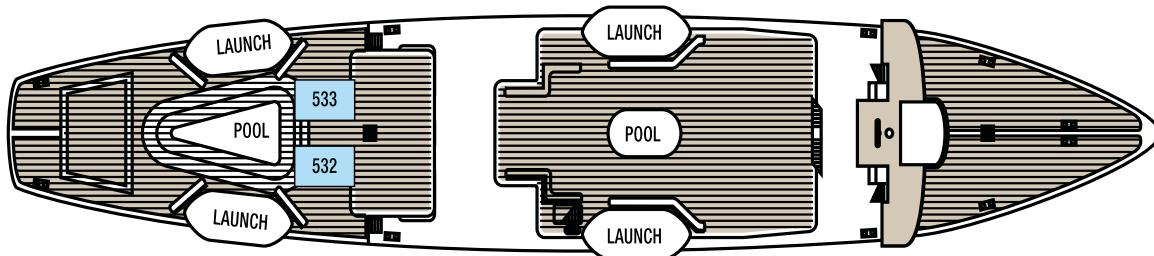


Average cabin dimensions: Owner's Cabin: 22m², Category 1:14.5m², Category 2: 12m², Categories 3, 4 & 5: 11m², Category 6: 8m². *Please note that Cat. 3 cabins on the Clipper Deck may be slightly smaller than Cat. 3 cabins on the Commodore Deck. N.B.: Standard cabin layouts shown; not all cabins are identical.

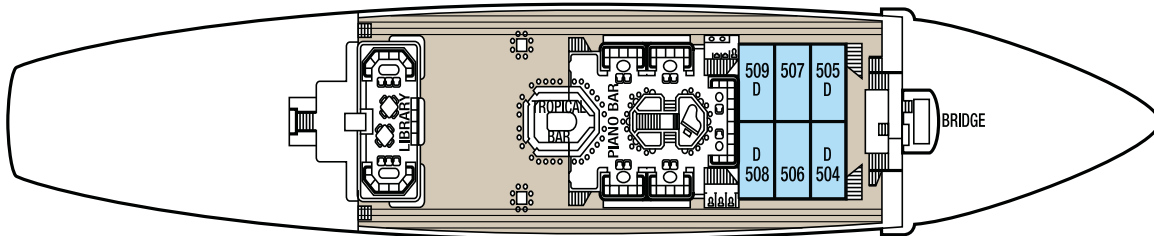
<p>OWNER'S CABIN</p> <p>CLIPPER DECK</p> <p>Deluxe outside cabin, double bed, sitting area, minibar, bathroom with whirlpool. Note: low ceiling.</p>	<p>CATEGORY 1</p> <p>MAIN DECK & SUN DECK</p> <p>Deluxe deck cabin, two lower beds convert to double bed, minibar, bathroom with whirlpool bath, cabin doors open onto deck.</p>	<p>CATEGORY 2</p> <p>CLIPPER DECK</p> <p>Large outside cabin, twin/double/triple beds, bathroom with shower.</p>	
<p>CATEGORY 3</p> <p>CLIPPER DECK & COMMODORE DECK</p> <p>Outside cabin,twin/double/triple beds, bathroom with shower.</p>	<p>CATEGORY 4</p> <p>COMMODORE DECK</p> <p>Outside cabin, two lower beds, double bed or triple berths, bathroom with shower.</p>	<p>CATEGORY 5</p> <p>CLIPPER DECK & COMMODORE DECK</p> <p>Inside/outside cabin, raised double bed, two lower beds or triple berths etc, bathroom with shower.</p>	<p>CATEGORY 6</p> <p>COMMODORE DECK</p> <p>Inside cabin, upper/lower berths, bathroom with shower.</p>

STAR CLIPPER & STAR FLYER

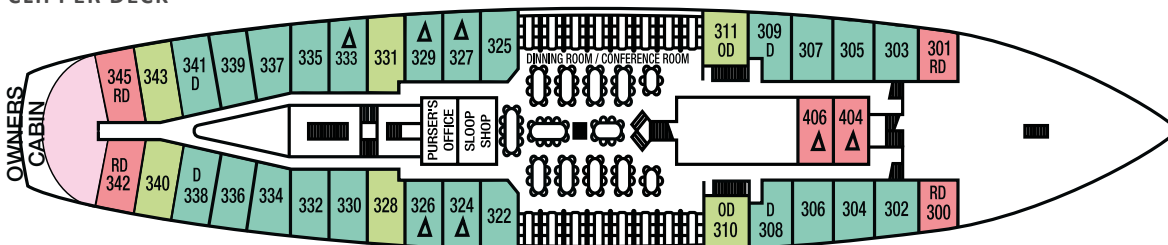
SUN DECK



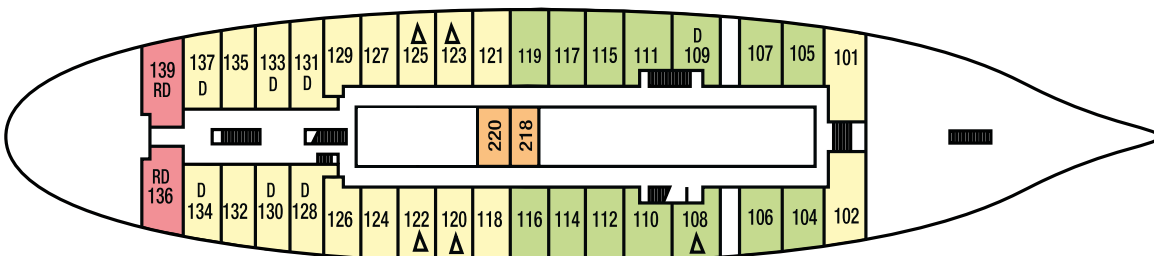
MAIN DECK



CLIPPER DECK



COMMODORE DECK



△= Third berth D= Fixed double bed S= Single berth O= Open directly into dining room R= Raised over 1 meter off ground

Virtual Tours of select cabins are available at www.starclippers.com